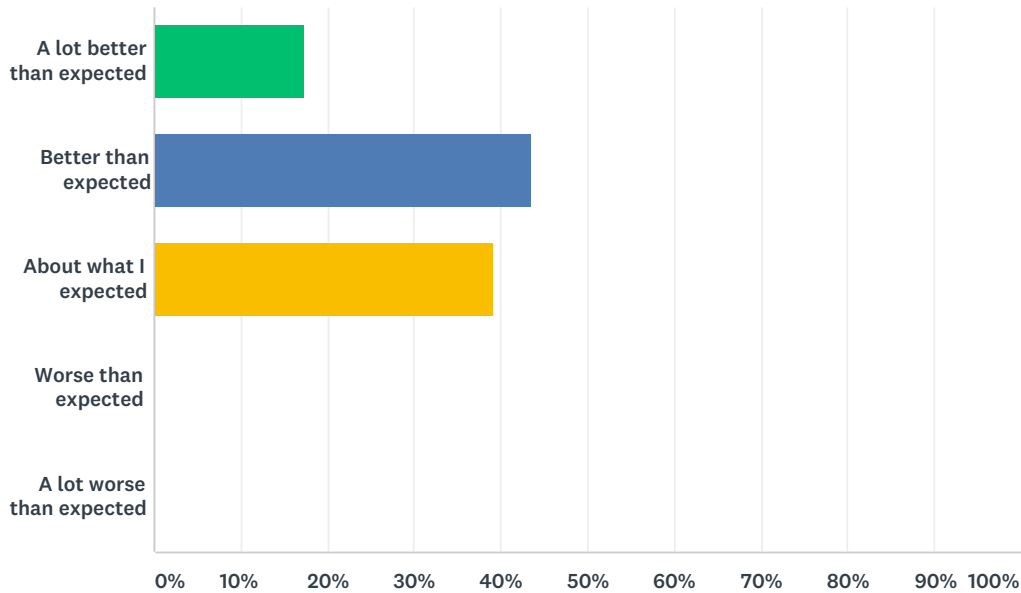


## Q1 Overall, how did this CLE meet your expectations? Was it...

Answered: 23 Skipped: 0

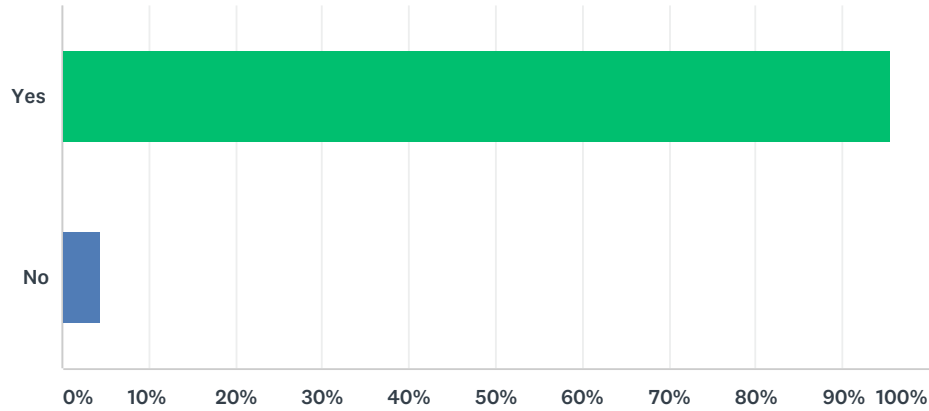


ANSWER CHOICES	RESPONSES	
A lot better than expected	17.39%	4
Better than expected	43.48%	10
About what I expected	39.13%	9
Worse than expected	0.00%	0
A lot worse than expected	0.00%	0
TOTAL		23

#	BELOW, PLEASE ENTER ANY OBSERVATIONS REGARDING SPECIFIC SESSIONS AT THE CLE:	DATE
1	Excellent sessions that were not just provider-focused, but this time shared the stage with payor issues. The Medicaid presentations and ACA updates were excellent. Everyone else was very good as well. Kudos to the organizers and presenters	10/5/2017 3:33 PM
2	Really enjoyed the opiate presentation	10/5/2017 3:30 PM

## Q2 Was this CLE relevant to your practice area?

Answered: 23 Skipped: 0



ANSWER CHOICES	RESPONSES	
Yes	95.65%	22
No	4.35%	1
TOTAL		23

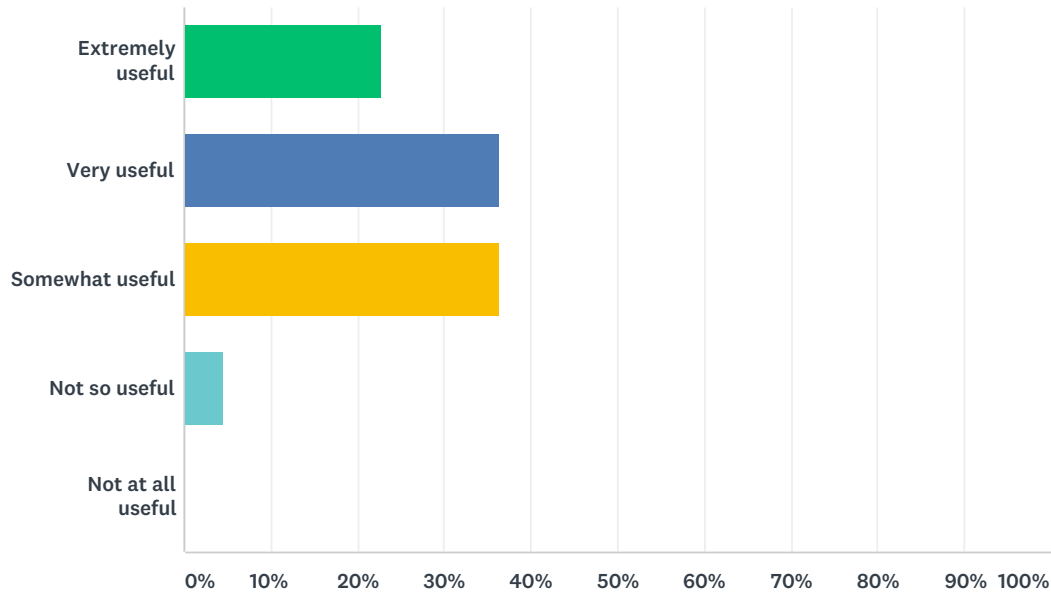
### Q3 Why wasn't this CLE relevant to your practice area?

Answered: 0   Skipped: 23

#	RESPONSES	DATE
	There are no responses.	

## Q4 How useful was the content presented?

Answered: 22 Skipped: 1

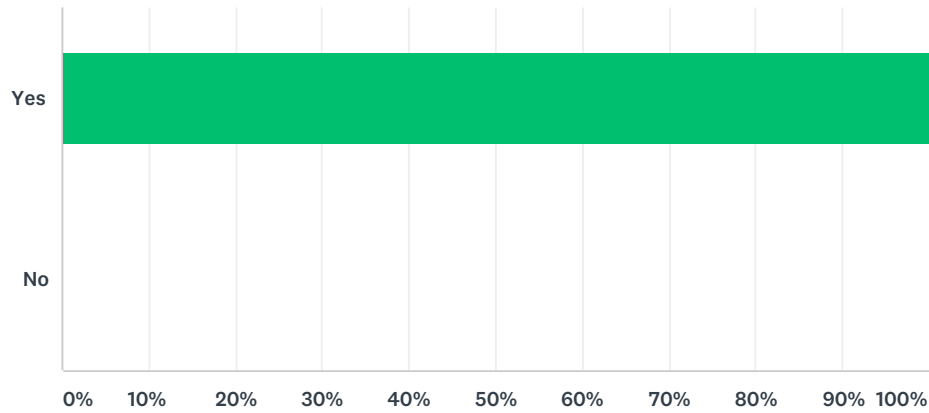


ANSWER CHOICES	RESPONSES	
Extremely useful	22.73%	5
Very useful	36.36%	8
Somewhat useful	36.36%	8
Not so useful	4.55%	1
Not at all useful	0.00%	0
TOTAL		22

#	IN WHAT WAY?	DATE
1	It seemed like the majority of time was spent focusing on areas of health law not having to do with medical malpractice.	10/12/2017 7:28 AM

## Q5 Did the content of this session meet the stated learning objectives?

Answered: 22 Skipped: 1



ANSWER CHOICES	RESPONSES	
Yes	100.00%	22
No	0.00%	0
TOTAL		22

## Q6 In what way did this CLE fail to meet your learning goals?

Answered: 0   Skipped: 23

#	RESPONSES	DATE
	There are no responses.	

## Q7 Please rate the effectiveness of each faculty member:

Answered: 22 Skipped: 1



	EXTREMELY EFFECTIVE	VERY EFFECTIVE	SOMEWHAT EFFECTIVE	NOT SO EFFECTIVE	NOT AT ALL EFFECTIVE	N/A	TOTAL	WEIGHTED AVERAGE
--	---------------------	----------------	--------------------	------------------	----------------------	-----	-------	------------------

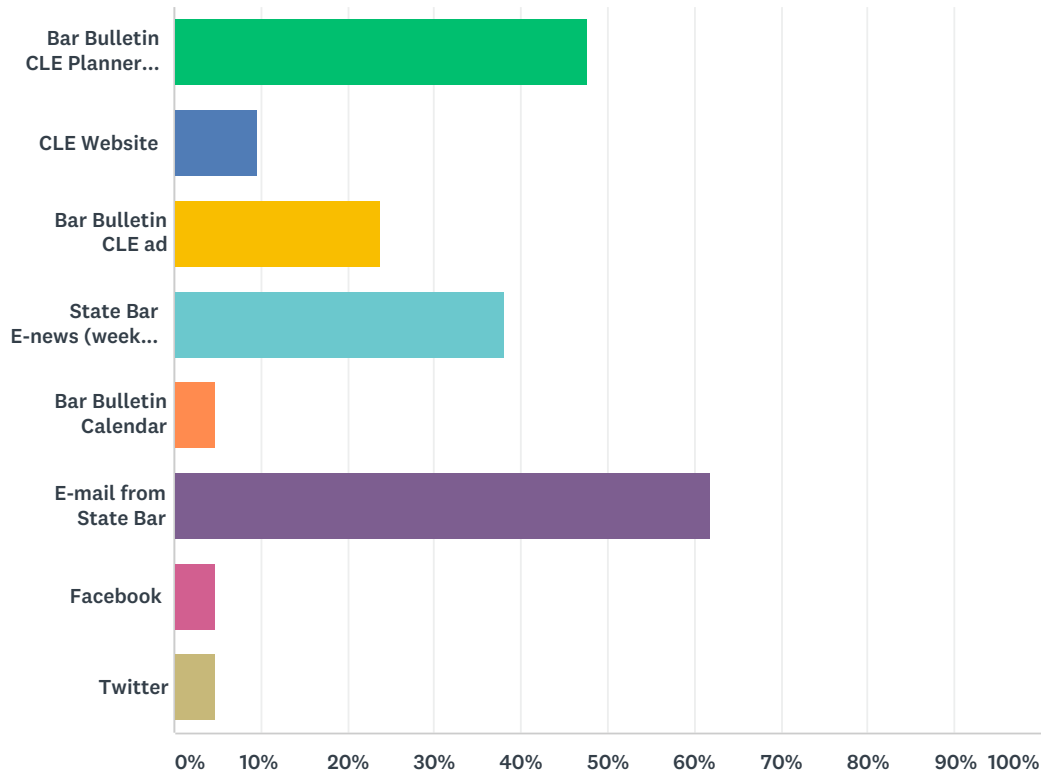
## Evaluation: 2017 Health Law Symposium

Jill Vogel	27.27% 6	50.00% 11	18.18% 4	0.00% 0	0.00% 0	4.55% 1	22	4.10
Mary Leto Pareja	31.82% 7	40.91% 9	18.18% 4	0.00% 0	0.00% 0	9.09% 2	22	4.15
Howard R. Thomas	4.76% 1	71.43% 15	19.05% 4	0.00% 0	0.00% 0	4.76% 1	21	3.85
William W. Horton	4.76% 1	66.67% 14	19.05% 4	0.00% 0	0.00% 0	9.52% 2	21	3.84
Patricia Padrino	9.52% 2	52.38% 11	28.57% 6	4.76% 1	0.00% 0	4.76% 1	21	3.70
Bryan J. Davis	9.52% 2	66.67% 14	19.05% 4	0.00% 0	0.00% 0	4.76% 1	21	3.90
Stefan Chacon (moderator)	14.29% 3	66.67% 14	19.05% 4	0.00% 0	0.00% 0	0.00% 0	21	3.95
Erica Chavez	33.33% 7	52.38% 11	14.29% 3	0.00% 0	0.00% 0	0.00% 0	21	4.19
Gabriel Parra	23.81% 5	66.67% 14	9.52% 2	0.00% 0	0.00% 0	0.00% 0	21	4.14
Jeff Dye	0.00% 0	75.00% 15	15.00% 3	0.00% 0	0.00% 0	10.00% 2	20	3.83
David Roddy	15.00% 3	55.00% 11	20.00% 4	0.00% 0	0.00% 0	10.00% 2	20	3.94
Linda Sechovec	5.00% 1	60.00% 12	25.00% 5	0.00% 0	0.00% 0	10.00% 2	20	3.78
Thomas Schripsema	0.00% 0	70.00% 14	20.00% 4	0.00% 0	0.00% 0	10.00% 2	20	3.78
Stephen Stoddard	5.00% 1	70.00% 14	15.00% 3	0.00% 0	0.00% 0	10.00% 2	20	3.89
David Johnson (moderator for Healthcare Panel, speaker for Opioid Epidemic session)	19.05% 4	57.14% 12	19.05% 4	0.00% 0	0.00% 0	4.76% 1	21	4.00
Dan Duhigg	57.14% 12	23.81% 5	14.29% 3	0.00% 0	0.00% 0	4.76% 1	21	4.45

#	COMMENTS:	DATE
1	I did not see any materials for the last panel on opioids. I would like to have a copy of the materials presented at the seminar. Thanks	10/6/2017 1:45 PM
2	Hearing comments from doctor was very good.	10/6/2017 11:29 AM
3	Mr. Duhigg shouldn't cut people off	10/5/2017 4:00 PM

## Q8 How would you like to receive information about future CLE programs?

Answered: 21 Skipped: 2



ANSWER CHOICES		RESPONSES	
Bar Bulletin CLE Planner (color insert)		47.62%	10
CLE Website		9.52%	2
Bar Bulletin CLE ad		23.81%	5
State Bar E-news (weekly e-newsletter)		38.10%	8
Bar Bulletin Calendar		4.76%	1
E-mail from State Bar		61.90%	13
Facebook		4.76%	1
Twitter		4.76%	1
Total Respondents: 21			

#	OTHER (PLEASE SPECIFY)	DATE
	There are no responses.	

## Q9 In what ways can the Center for Legal Education improve your learning experience?

Answered: 3   Skipped: 20

#	RESPONSES	DATE
1	While I liked the panelists on Medicaid I was hoping for a little more in depth on some subjects such as long term care fore elderly and disabled. Thanks	10/6/2017 1:45 PM
2	Greatly	10/5/2017 5:27 PM
3	Prices have really gone up ! Would be good to have discount for non-profits	10/5/2017 3:32 PM

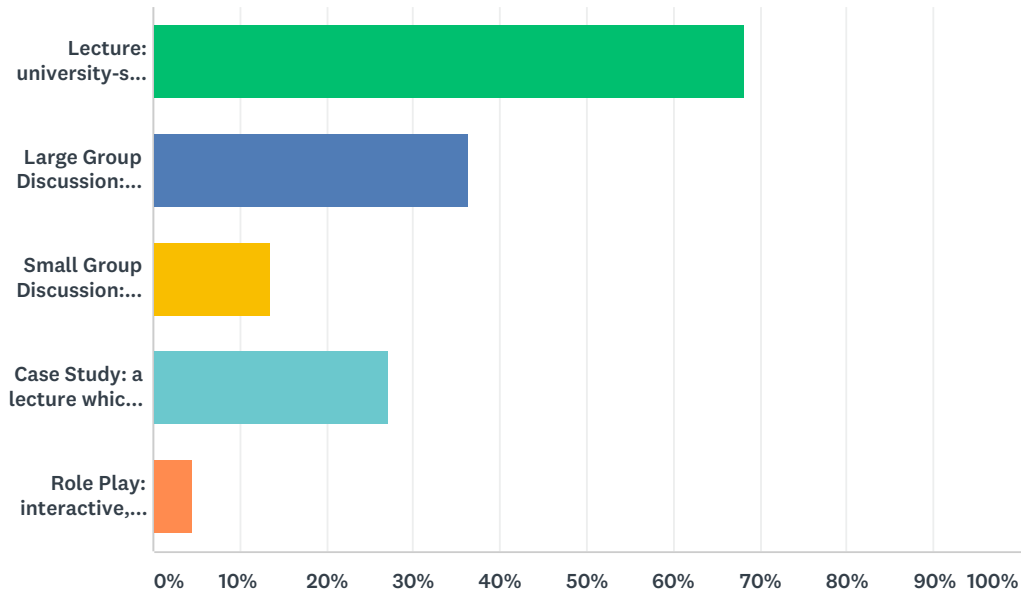
## Q10 What other topics and presenters would you like to see at future CLE programs?

Answered: 4 Skipped: 19

#	RESPONSES	DATE
1	I think that having more presenters and/or presentation of information from a patient perspective. Most of the speakers and sessions seemed to focus on the healthcare provider side, and I think it would be good to get both sides.	10/12/2017 7:31 AM
2	Other privacy laws such as drug treatment, etc. Case law updates in Health state/federal. General regulatory overviews --i.e., primary laws affecting administration of healthcare.	10/6/2017 6:34 PM
3	ACA update	10/5/2017 5:27 PM
4	Have 2 hrs ethics	10/5/2017 3:32 PM

## Q11 I prefer the following types of learning methods (please see descriptions below):

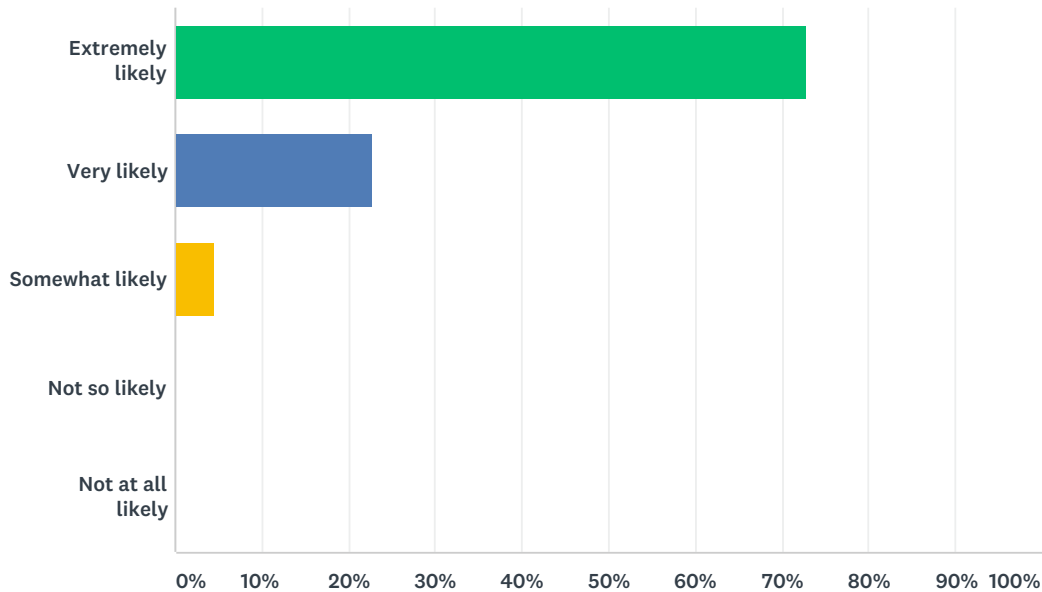
Answered: 22 Skipped: 1



ANSWER CHOICES	RESPONSES	
Lecture: university-style talk to a large audience, using visual aids	68.18%	15
Large Group Discussion: open forum which allows audience to pose questions to presenter(s)	36.36%	8
Small Group Discussion: breakout sessions where attendees form small groups moderated by faculty	13.64%	3
Case Study: a lecture which centers around a specific case or cases relevant to the topic	27.27%	6
Role Play: interactive, audience participation-based scenarios such as a mock trial	4.55%	1
Total Respondents: 22		

## Q12 The Center for Legal Education is an accredited course provider through the New Mexico State Bar Foundation. How likely are you to attend a future Center for Legal Education course?

Answered: 22 Skipped: 1



ANSWER CHOICES	RESPONSES	
Extremely likely	72.73%	16
Very likely	22.73%	5
Somewhat likely	4.55%	1
Not so likely	0.00%	0
Not at all likely	0.00%	0
TOTAL		22